


The ContactEZ *IPR Strip System* is an innovative interproximal reduction system that makes interproximal enamel stripping safe and accurate without creating sharp corners or subgingival ledges. Designed for use with Invisalign<sup>®</sup>, ClearCorrect<sup>™</sup>, eClinger, Six Month Smiles<sup>®</sup>, and other orthodontic treatments, these flexible diamond strips curve and conform along the natural contours of the teeth to maximize patient comfort and safety.

- ▶ Ergonomic single-handed design.
- ▶ Provides optimal tactile control.
- ▶ Will not remove excessive enamel.
- ▶ Saves chair-time.
- ▶ Prevent sharp corners or subgingival ledges.
- ▶ Effective for anterior and posterior areas.
- ▶ Central opening for maximum visual perception.
- ▶ Will not cut lips or gums.




## ContactEZ IPR Strip System



**Yellow IPR Starter** • 0.06mm  
Single-Sided • Extra-Fine Diamond • Serrated  
*Start to open the contact safely & easily with a serrated edge.*

REF 32108




**Red IPR Opener** • 0.12mm  
Double-Sided • Medium Diamond  
*Open the contact and reduce enamel gently on two teeth.*

REF 32408



**Dark Blue IPR Widener** • 0.15mm  
Double-Sided • Coarse Diamond  
*Widen interproximal spaces and reduce enamel efficiently.*


REF 32508



**Green IPR Extra-Widener** • 0.20mm  
Double-Sided • Coarse Diamond  
*Further widen interproximal spaces safely for ideal alignment.*


REF 32608

## ContactEZ IPR Optional Strips




**Clear IPR Single-Sided Opener** • 0.10mm  
Single-Sided • Medium-Fine Diamond • Serrated  
*Reduce enamel on the proximal surface of one tooth.*

REF 32208




**Cyan IPR Single-Sided Widener** • 0.12mm  
Single-Sided • Medium-Coarse Diamond  
*Further reduce enamel on the proximal surface of one tooth.*

REF 32308



**Purple IPR Super-Widener** • 0.25mm  
Double-Sided • Coarse Diamond  
*Further widen the interproximal space between two teeth.*

REF 32708



**Brown IPR Mega-Widener** • 0.30mm  
Double-Sided • Coarse Diamond  
*Create an extra-wide interproximal space between two teeth.*

REF 32808

## Usage Guidelines & Technique

This technique is especially effective for anterior teeth and for case refinement. ContactEZ *IPR Strips* are autoclavable (**steam heat only, up to 286°F**) and reusable, and should be sterilized prior to the first use. **The manufacturer recommends to use each strip 3-5 times for maximum efficiency and functionality.**

- ① Hold the strip between your thumb and forefinger, insert the strip into the interproximal space, and gently pass the strip back and forth buccolingually until the strip is passive. Do not use vertical force. Start with the thinnest diamond strip, and repeat with thicker strips until you have reduced (stripped) the correct amount of enamel according to your treatment case prescription.
- ② To ensure accurate measurements, polish the proximal surface using the ContactEZ *Gray Final Polishing Strip*.
- ③ Verify the width of the gap created using the ContactEZ *Incremental Thickness Gauge*. The location and amount of any reproximation performed should be recorded in the patient's chart.
- ④ **Pediatric dentists** can use ContactEZ *IPR Strips* for the serial proximal reduction of primary molars.